

A self-cleaning collector for intermittent applications where high collection efficiency is essential, such as reclaiming precious metals.

- Two-stage cartridge for high-efficiency filtration on both coarse and fine dusts
- Compact, self-contained collector design allows placement flexibility and saves floor space
- Preassembled for easy, low-cost installation —no need for compressed air
- Selection of inlet size and location for installation flexibility
- Recirculates filtered air saving heating and cooling costs
- Provides a cleaner work environment for maximum productivity
- Reduces plant maintenance costs



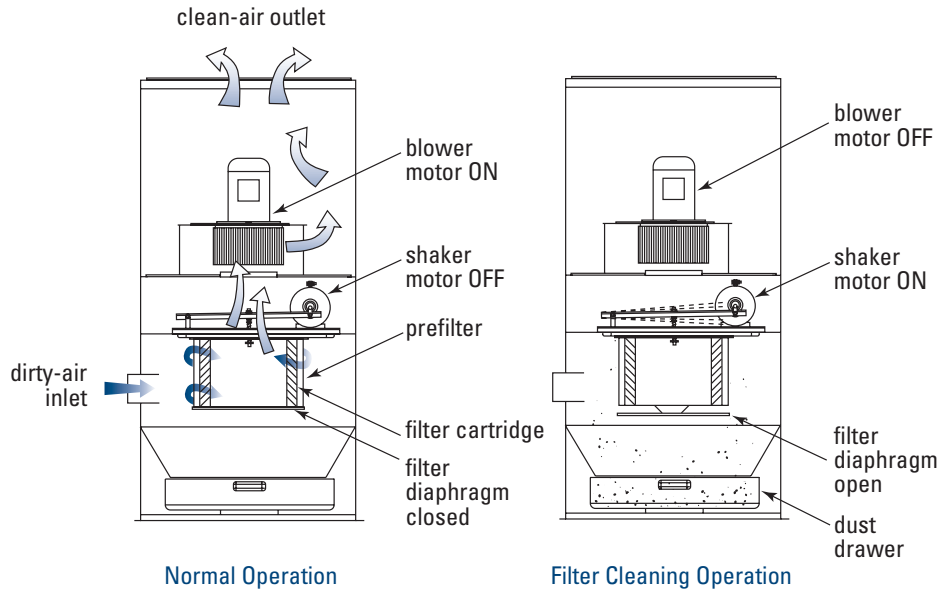
**VS-550**

Vibra Shake cartridge filter features proprietary Pleatloc™ corrugation that assures uniform pleat spacing for better self-cleaning and longer filter life

- Filter screen captures coarse and fibrous particles
- Submicron particulates pass through the filter screen and are trapped by the inner layer of media
- Galvanized outer liner protects filter media
- Easy filter changeout for quicker maintenance



## OPERATIONAL EXPLANATION



Automatic mechanical self-cleaning ensures the filter cartridge is cleaned every time the unit is shut off. It does an excellent job more cost effectively, and it does it quietly because of heavy-duty construction, special sound-attenuating material, and a vibration isolation motor mount.

## MULTIPLE RATING TABLE

Model	Nominal Airflow*		Motor (hp)	Inlet		External Static Pressure	
	cfm	m <sup>3</sup> /h		in	mm	in. of H <sub>2</sub> O	mm of H <sub>2</sub> O
VS-550	550	934	1	4	102	4.3	109.2
	500	849	1	4	102	4.3	109.2
	450	764	1	4	102	4.6	116.8
	400	679	1	4	102	4.7	119.4
VS-1200	1243	2111	3	6	152	4.8	121.9
	1100	1869	3	6	152	5.8	147.3
	1000	1699	3	6	152	6.2	157.5
	800	1359	3	6	152	7.2	182.9
VS-1500	700	1189	3	6	152	7.5	190.5
	1525	2590	5	7	178	3.0	76.2
	1447	2458	5	7	178	3.6	91.4
	1348	2290	5	7	178	4.2	106.7
VS-1500	1200	2038	5	7	178	5.2	132.1
	1000	1699	5	7	178	6.0	152.4

Model	Nominal Airflow*		Motor (hp)	Inlet		External Static Pressure	
	cfm	m <sup>3</sup> /h		in	mm	in. of H <sub>2</sub> O	mm of H <sub>2</sub> O
VS-2400	2400	4077	5	8	203	5.7	144.8
	2200	3737	5	8	203	6.2	157.5
	2000	3397	5	8	203	6.7	170.2
	1800	3058	5	8	203	7.0	177.8
	1600	2718	5	8	203	7.2	182.9
	1400	2378	5	8	203	7.4	188.0
VS-3000	3300	5606	7.5	10	254	4.4	111.8
	3000	5096	7.5	10	254	5.2	132.1
	2800	4756	7.5	10	254	5.8	147.3
	2600	4416	7.5	10	254	6.6	167.6
	2400	4077	7.5	10	254	7.1	180.3
	2200	3737	7.5	10	254	7.6	193.0
VS-3000	2000	3397	7.5	10	254	8.0	203.2
	1800	3058	7.5	10	254	8.2	208.3

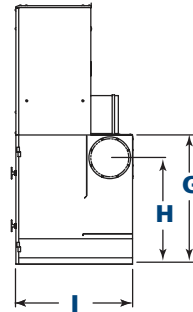
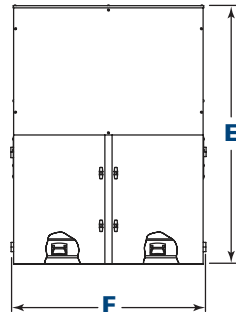
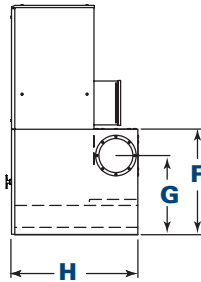
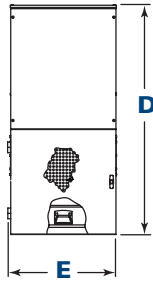
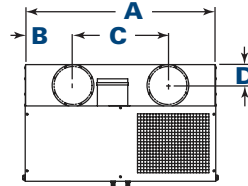
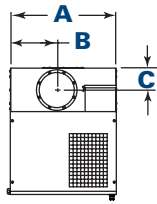
## SPECIFICATIONS

Model	Nominal Airflow*		Filter Area		Dust Drawer Volume		Shipping Weight Dust Drawer		Shipping Weight Hopper		Sound Level dB(A)**
	cfm	m <sup>3</sup> /h	ft <sup>2</sup>	m <sup>2</sup>	ft <sup>3</sup>	m <sup>3</sup>	lb	kg	lb	kg	
VS-550	550	934	65	6.0	1.8	0.05	350	158.8	490	222.3	69
VS-1200	1200	2038	135	12.5	1.8	0.05	370	167.8	510	231.3	74
VS-1500	1500	2548	177	16.4	1.8	0.05	385	174.6	525	238.1	79
VS-2400	2400	4077	270	25.1	3.6	0.10	685	310.7	960	435.4	81
VS-3000	3000	5096	354	32.9	3.6	0.10	776	352.0	1050	476.3	83

\* Based on clean filters.

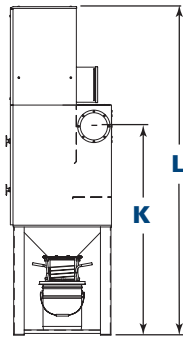
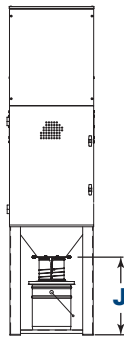
\*\* Published dB(A) sound levels are for units without HEPA filter and are an overall average. This average is determined for one operating condition and in a controlled laboratory environment. Actual installed equipment sound levels will vary depending on the measurement location, the operating condition, the installation, and the environment.

## DIMENSIONS

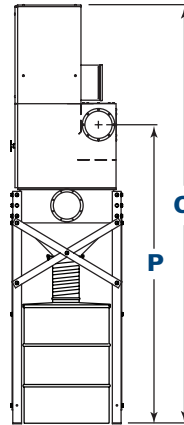
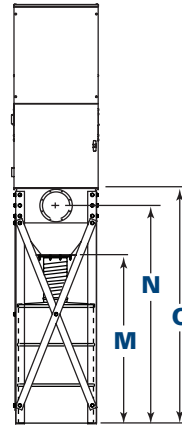


VS-550, 1200 and 1500 Dust Drawer

VS-2400 and 3000 Dust Drawer



5-Gallon Pail  
All Models



Hopper and 55-Gallon Drum  
All Models

Model*	Dimensions																	
	A		B		C		D		E		F		G		H		I	
	in	mm	in	mm	in	mm	in	mm	in	mm	in	mm	in	mm	in	mm	in	mm
VS-550	24.0	609.6	12.0	304.8	5.0	127.0	52.2	1325.9	24.7	627.4	24.1	612.1	18.1	459.7	30.8	782.3	–	–
VS-1200	24.0	609.6	12.0	304.8	5.0	127.0	62.2	1579.9	24.7	627.4	34.1	866.1	28.1	713.7	30.8	782.3	–	–
VS-1500	24.0	609.6	12.0	304.8	5.0	127.0	68.2	1732.3	24.7	627.4	40.1	1018.5	34.1	866.1	30.8	782.3	–	–
VS-2400	50.0	1270.0	12.5	317.5	25.0	635.0	5.5	139.7	69.2	1757.7	51.3	1303.0	34.2	868.7	28.1	713.7	33.0	838.2
VS-3000	50.0	1270.0	12.5	317.5	25.0	635.0	5.5	139.7	75.2	1910.1	51.3	1303.0	40.1	1018.5	34.1	866.1	33.0	838.2

Model*	Dimensions															
	J		K		L		M		N		O		P		Q	
	in	mm	in	mm	in	mm	in	mm	in	mm	in	mm	in	mm	in	mm
VS-550	22.3	566.4	49.5	1257.3	83.7	2126.0	48.0	1219.2	62.3	1582.4	67.3	1709.4	85.3	2166.6	119.4	3032.8
VS-1200	22.3	566.4	59.3	1506.2	93.7	2380.0	48.0	1219.2	62.3	1582.4	67.3	1709.4	101.4	2575.6	129.4	3286.8
VS-1500	22.3	566.4	65.5	1663.7	99.7	2532.4	48.0	1219.2	62.3	1582.4	67.3	1709.4	107.4	2728.0	135.4	3439.2
VS-2400	–	–	–	–	–	–	48.0	1219.2	–	–	–	–	103.6	2631.4	144.7	3675.4
VS-3000	–	–	–	–	–	–	48.0	1219.2	–	–	–	–	109.6	2783.8	150.7	3827.8

\* 60 Hz models.

## STANDARD FEATURES & AVAILABLE OPTIONS

Collector Design	Std	Opt
Integral Fan Housing with Motor	X	
Shaker Motor 1/8 hp, 115/60/1 TENV	X	
Inlet Collar	X	
Hinged Cartridge Access Door	X	
Prewired Cleaning Control NEMA 12	X	
Prewired Starter Controls		X
Louver Pack		X
Casters		X
Outriggers with 4" (102 mm) Casters (VS-550-1500)		X
Silencers (VS-2400 and VS-3000)		X
Extraction Arm		X
Cartridge Filters		
Two-Stage Filtration	X	
HEPA Afterfilters		X

Paint System	Std	Opt
Prime Coated Interior	X	
Textured Multi-Coat Paint Finish with 2,000-Hour Salt Spray Performance	X	
Epoxy Coating		X
Premium Duty Finish		X
Custom Colors, Materials, and Finishes		X
Hopper Discharge		
Dust Drawer Base	X	
5-Gallon (18.9 Liter) Pail Pack with and without Gate		X
55-Gallon (208.2 Liter) Drum Arrangement with and without Gate (does not include drum)		X
Slide Gate		X
Electrical Controls, Gauges and Enclosures		
Magnehelic®* Gauge		X
Warranty		
10-Year Warranty	X	

\* Magnehelic® is a registered trademark of Dwyer Instruments, Inc.



8001 Rue Larrey, Anjou, QC, Canada, H1J 2L4  
 514-273-4331 • info@capt-air.com • www.capt-air.com

