



CAPT-AIR®

8001 Rue Larrey, Anjou, QC, Canada, H1J 2L4
514-273-4331 • info@capt-air.com • www.capt-air.com

VIGILEX®

SAFETY PROTECTION **By STIF**

VIGIFLAP®

EXPLOSION ISOLATION VALVE



STIF

components for your success

English



VIGIFLAP® EXPLOSION ISOLATION VALVE

APPLICATIONS

The VigiFLAP is a non-return valve designed to prevent overpressure or flame caused by a downstream explosion (dust collectors, filters, cyclones...) to propagate in the piping system.

The valve is held open by a lever arm. It can be used both at the entrance and at the exit of the filter. This allows to isolate the filter from an explosion or an overpressure.

In case of explosion, the valve closes and remains locked preventing the progress of the flame. The unlocking of the flap is done manually.

STANDARD CHARACTERISTICS

- Body: Painted steel
- Flap: Round domed flap: Stainless steel
- Diameter: ø160mm to ø800mm
- EPDM FDA Gasket:
-30°C to +70°C / -22°F to 158°F
- Flanges: ISO and ANSI flanges design
- Inductive Sensor: Non ATEX closing indication sensors in case of explosion or overpressure

CERTIFICATIONS

INERIS 19ATEX0016 X
EN 16447
EN 15089
NFPA 69



OPTIONS for VigiFLAP

- Body: Metallic steel (zinc protection)
- Body: Stainless steel
- Gasket silicone FDA and 1935/2004 CE: -10°C to +180°C / 14°F to 356°F
- Counter-flange
- ATEX 21 closing indication sensors
- Capacitive sensor to warn dust accumulation (max: 70°C / 158°F)
- Connection box installed on the body, opposite side of the locking mechanism



Explosion isolation valve **dimensions:**

VIGIFLAP[®]  

SIZES & DISTANCE INSTALLATION

	DN (mm)	DN (inch)	Minimum Vessel Volume	L Min* Min Mounting Distance	L Min+2m** Min Mounting Distance	L Max Max Mounting Distance
VIGIFLAP Ø	160	6"	0,70m ³	4,0m	6,0m	17 m
VIGIFLAP Ø	160	6"	1,35m ³	3,0m	5,0m	17 m
VIGIFLAP Ø	180	7"	0,70m ³	4,0m	6,0m	17 m
VIGIFLAP Ø	180	7"	1,35m ³	3,0m	5,0m	17 m
VIGIFLAP Ø	200	8"	1,35m ³	4,6m	6,6m	17 m
VIGIFLAP Ø	250	10"	1,35m ³	4,0m	6,0m	17 m
VIGIFLAP Ø	300	12"	2,90m ³	4,6m	6,6m	17 m
VIGIFLAP Ø	350	14"	2,90m ³	4,2m	6,2m	17 m
VIGIFLAP Ø	400	16"	4,50m ³	5,2m	7,2m	17 m
VIGIFLAP Ø	450	18"	4,50m ³	4,7m	6,7m	17 m
VIGIFLAP Ø	500	20"	6,05m ³	5,8m	7,8m	17 m
VIGIFLAP Ø	550	22"	6,05m ³	5,5m	7,5m	17 m
VIGIFLAP Ø	600	24"	7,65m ³	7,2m	9,2m	17 m
VIGIFLAP Ø	650	26"	7,65m ³	6,7m	8,7m	17 m
VIGIFLAP Ø	700	28"	7,65m ³	6,4m	8,4m	17 m
VIGIFLAP Ø	750	30"	10,00m ³	7,3m	9,3m	17 m
VIGIFLAP Ø	800	32"	10,00m ³	6,9m	8,9m	17 m


* ■ Floating in horizontal position:
Flap valve activated by the working air flow

** ■ Vertical position
 ■ With elbows
 ■ Flap valve kept open by its spring blade system



Flap valve test with INERIS notified body

TECHNICAL INFORMATION

Kst max	≤250bar.m/s	Pred max*	≤0.5bar	Air flow speed	Clean air side : ≤ 30 m/s Dirty air side : ≤ 45 m/s
Kst min	No limit	VIGIFLAP Resistance	2.0bar	Working	Air + dust circuit Clean air circuit
Pmax	10bar 145 psi	Marque ATEX	 II D	Air flow range	Pull flow Push flow
MIE	≥ 10mJ	Atex inside	Zone 20 (II 1D)	Working pressure	500mbar max
MIT	≥ 400°C ≥ 752°F	Dust**	All dusts kinds	Working vacuum	-800mbar max
MESG	1,7 mm 0.067 inch	Dust concentration	No limit	Elbow quantity	No limit

*Vessel (potential explosion source)

**Organic dust, synthetic dust and metal dust

Features of the explosion isolation valve:

VIGIFLAP®

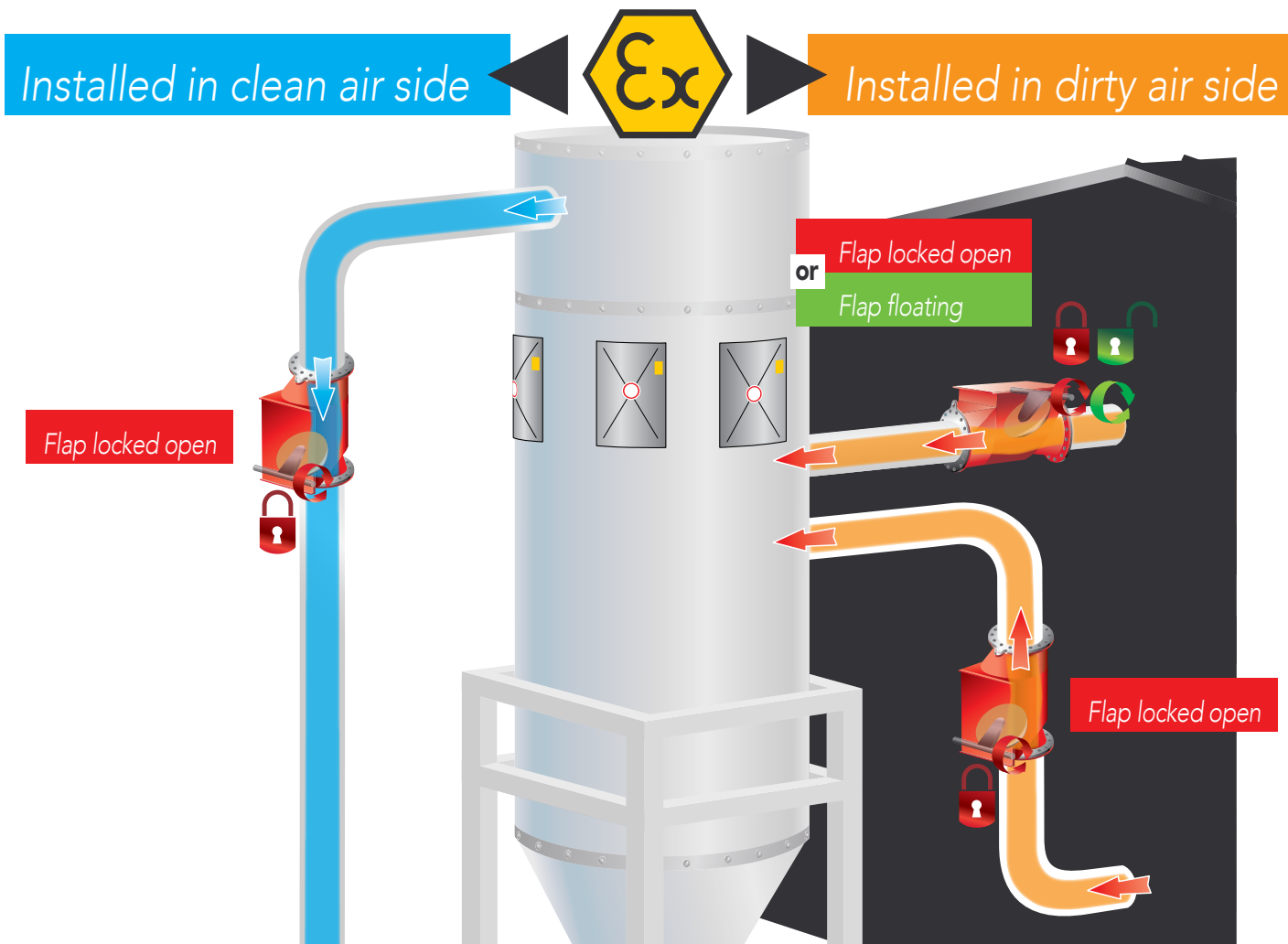


NON DUST ACCUMULATION DESIGN

THE ALIGNMENT OF THE LOWER PART OF THE VIGIFLAP WITH THE PIPING, ALLOWS THE AIR FLOW TO CREATE A CONTINUOUS SELF-CLEANING, WITH LOW PRESSURE DROP



LOW PRESSURE LOSS



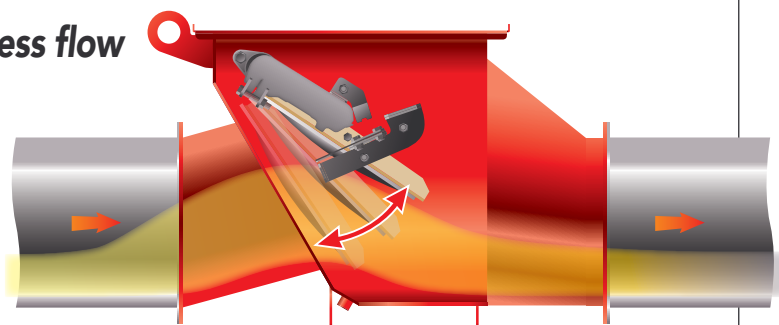
Process flow positions:

VIGIFLAP[®]  

PRODUCT PROCESS FLOW

1 Flap is held open by process flow

INSTALLATION
WITH
FLOATING
FLAP



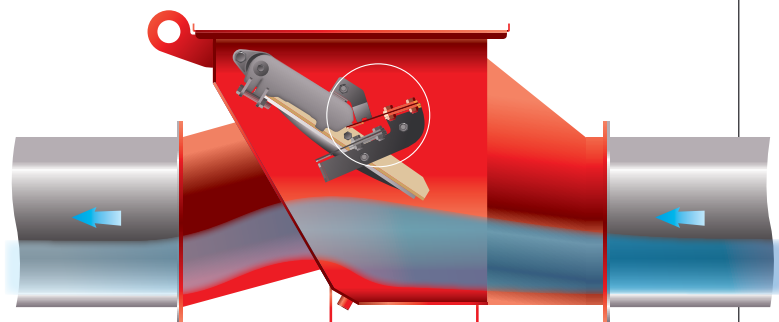
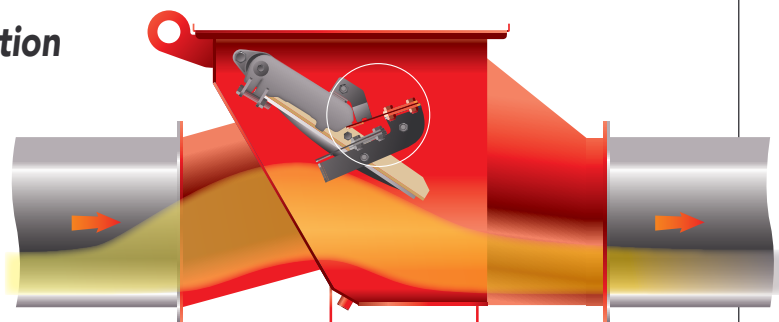
2 Flap locked in open position

INSTALLATION
WITH FLAP
LOCKED OPEN

Locked
open flap for
dirty airside

OR


Locked
open flap for
clean airside



DURING AN EXPLOSION EVENT

Floating Flap or Locked Open Flap

Flap is closed by the explosion pressure wave and locked in place. Manual locking mechanism reset is required.

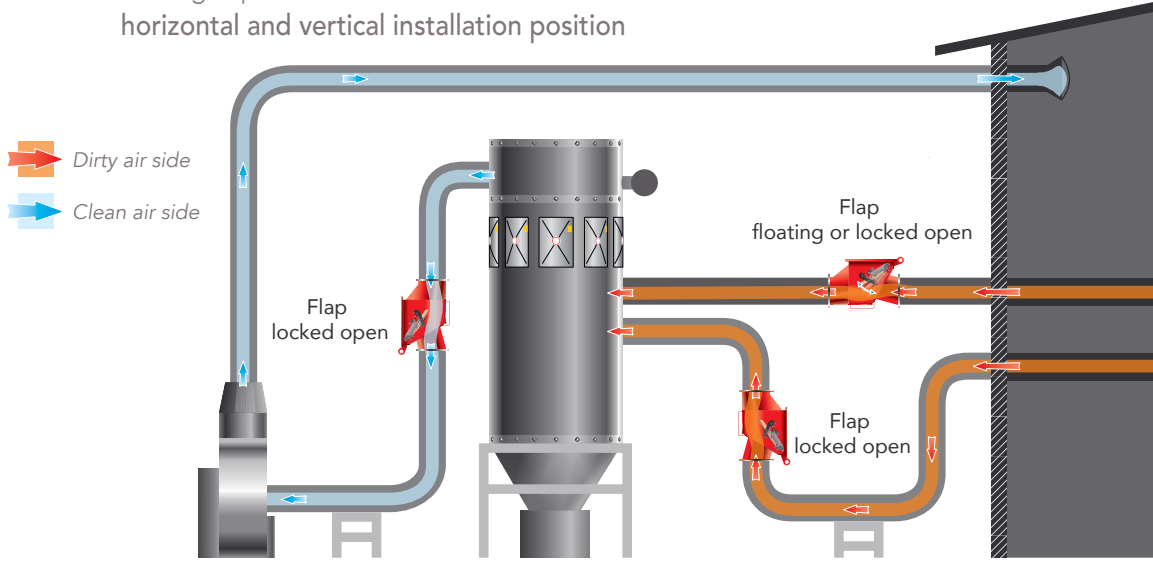


Positions and pressure drop curves:

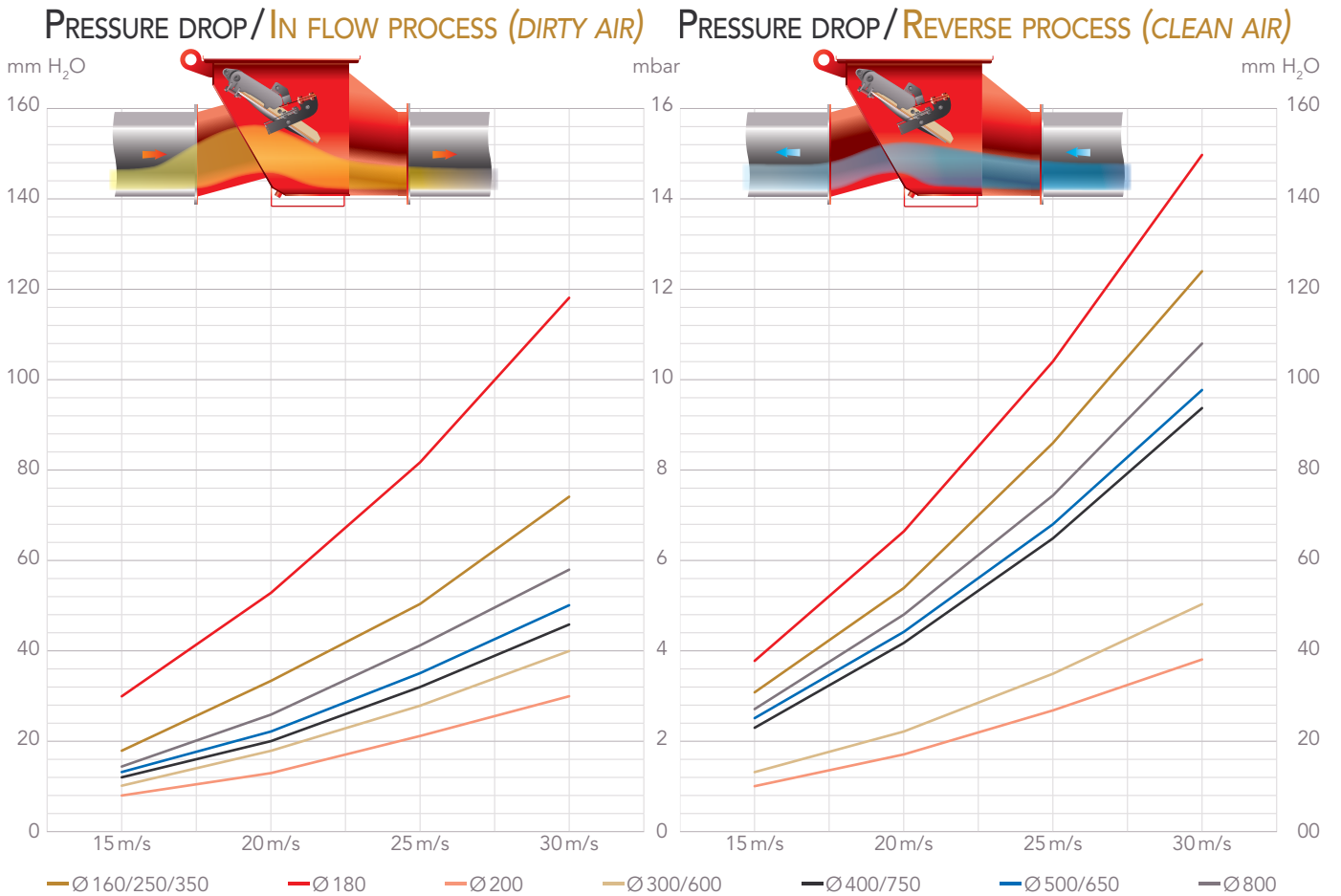


VIGIFLAP POSITIONS

The vigiflap is the first isolation valve in the world to be certified for horizontal and vertical installation position



PRESSURE DROP CURVES



Certification:



INERIS 19ATEX0016X



HIGH CERTIFICATION TEST

To get our Atex certificate (N° INERIS 19ATEX0016X) according to the standard EN16447 : 2014, we carried out our explosion tests in the most extreme conditions and as close as possible to the reality of the use of the product, with for example :

- **Protected Zone Pipeline :**
All test carried out with a pipeline after the flap (picture 1).
- **Flap locked open :**
Automatic release of the valve by the pressure of the explosion
- **Floating flap :**
During the test the flap valve is held fully open until the appropriate time of release.
- **Vent panel on test vessel :**
No open ports were used during test but vent panels were always used.

CERTIFICATIONS

EXPLOSION ISOLATION VALVE

- 2014/34/UE
- EN 16447 : 2014
- EN15089 : 2009
- EN 1127-1 : 2019
- EN 14460 : 2018
- NFPA 69 : 2019
- INERIS 08ATEXQ406
- ISO9001 : 2015

SOON :

In few months our VIGIFLAP certificate will be improved with the following additional features Atex certified :

- **Size until diameter 1370 mm**

10 m³ vessel
(All dust Kst 250 bar.m/s)

VigiFLAP Ø800

The test and approval must reflect the intended use, in combination with a pipe.



(Picture 1)

VIGILEX®

SAFETY PROTECTION By **stif**

www.vigilex.eu

EUROPE



STIF (Head Office)

Factory

Z.A. de la Lande
49170 Saint-Georges-sur-Loire
FRANCE
Tél.: +33 2 41 72 16 82
Fax: +33 2 41 39 32 12
E mail: sales@stifnet.com
Web: www.stifnet.com

STIF IBERICA

Sales Office

Carrer Doctor Zamenhof, 22. Local
08800 Vilanova i La Geltrú
BARCELONA - ESPAÑA
Tel.: +34 938 950 262
Fax: +34 938 950 298
E mail: ventas@stifiberica.es
Web: www.stifnet.com

STIF EASTERN EUROPE

Sales Office

Saltovskoe Hwy., 43,
Letter G-3, office 303
61038 KHARKOV
UKRAINE
E mail: stifee@stifnet.com
Web: www.stifnet.com

STIF DEVELOPMENT Ltd

Sales Office

10 Trinity House
Trinity Gardens
Frodsham
WA67GB –
UNITED KINGDOM
E mail: info@macclancyandsons.co.uk
Web: www.vigilexuk.com

ASIA



STIF (SUZHOU)

Factory

Unit 7, N° 2318
East Taihu Lake Road
Wuzhong District, Suzhou City
Jiangsu Province, CHINA
Ph.: +86 512 6656 8968
Fax: +86 512 6656 9128
E mail: sales@stif.cn
Web: www.stif.cn

STIF ASIA

Sales Office

2 Jurong East St 21
#04-28K IMM Building
SINGAPORE 609601
Ph.: +65 6563-2098
Fax: +65 6562-6083
E mail: sales@stif.com.sg
Web: www.stifnet.com

PT. STIF INDONESIA

Sales Office

Jl. Ratna no. 1A
BEKASI – 17412
INDONESIA
Ph.: +62 21 8499 6745
Fax: +62 21 8499 5151
E mail: indo@stif.com.sg
Web: www.stifnet.com

AMERICA

STIF AMERICA

Sales Office

Oficina 4-04
Centro Empresarial – Mar del Sur
Calle Primera El Carmen – Panamá
Rep. de PANAMÁ
Tel.: +507 393-3787
Fax: +507 393-7467
E mail: stifamerica@stifnet.com
Web: www.stifnet.com

stif

components for your success

